

Learn Cumbia with LADAMA



Est. Time: 45 minutes

Subjects: General Music, Physical Education

Age Range: Elementary

See the full lesson [here!](#)

★ *TEACHROCK* ★

What is Cumbia, and how do you play its traditional rhythms?

In this lesson you will:

- Play a rhythm and steady beat
- Discover Spanish words about Cumbia and Colombia
- Use your voice and body to sing, play, and dance Cumbia

Watch [this slideshow](#) to learn some of the Spanish words for this lesson.

Then cut out flashcards from [this handout](#) and quiz yourself on the words.




Close your eyes and take a moment to listen to the sounds that surround you. What do you hear?

Did you hear anything with a repeating pattern, like a clock ticking or water dripping?

In music, a repeating pattern of sound is called a rhythm, or *ritmo* in Spanish.





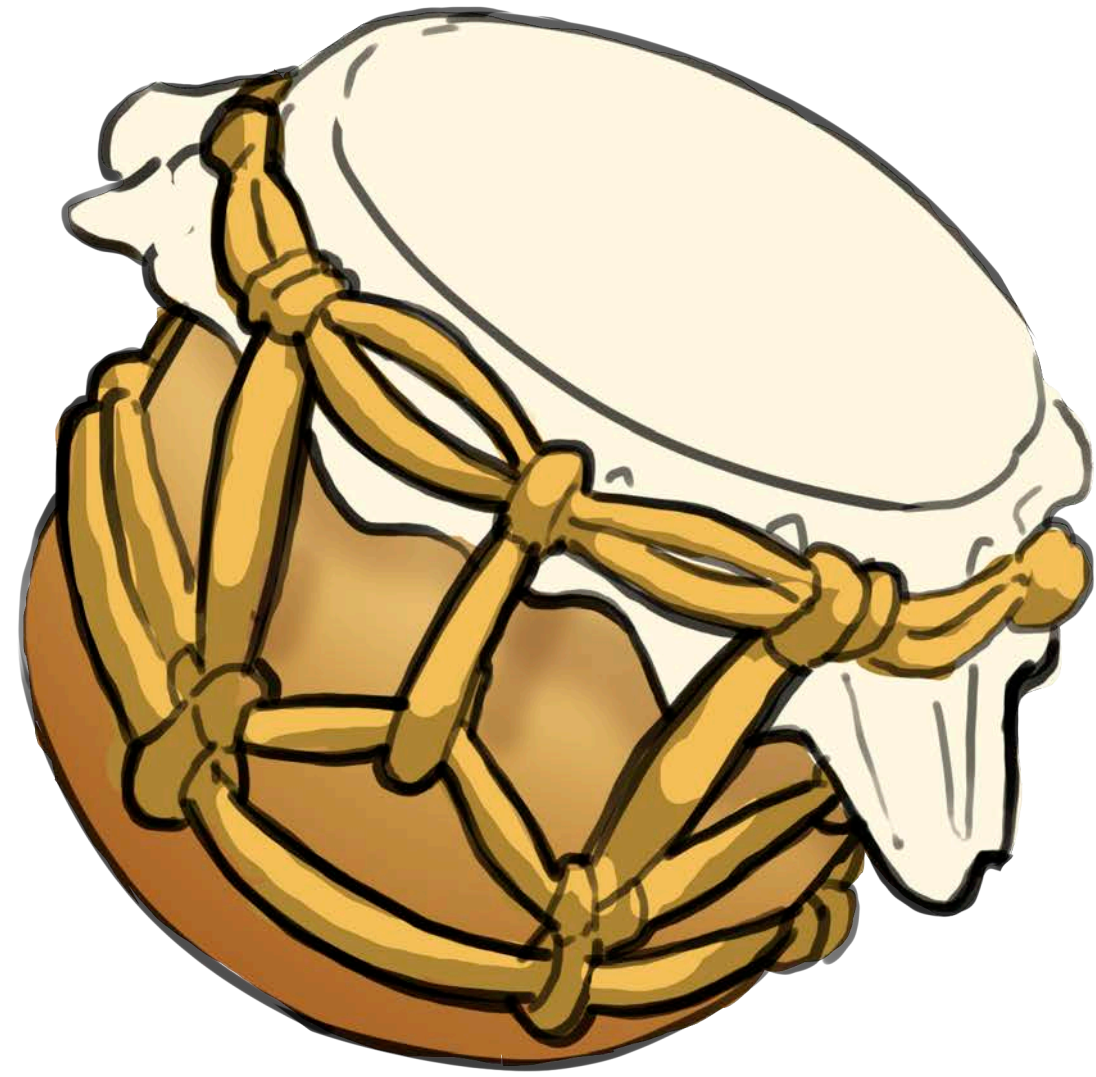
Next, put your hand on your heart. Do you hear the steady pattern?

In music, when a rhythm is played at a steady pulse, it is called a beat, or *pulso* in Spanish.



Colombia is a country in South America, or *Sudamérica* in Spanish.

In Colombia, people often gather to dance, or *bailar* the Cumbia. It is a way to celebrate Colombian culture and community.



Cumbia music uses many types of drums (*tambores*) and special shakers called *maracas*

Learn how to play these instruments with your body in [this video](#). You may want to pause and review the video as you are learning, or watch the video more than once.

Cumbia Vocalizations

$\text{♩} = 68$

The musical score consists of five staves, each representing a different instrument. The tempo is marked as $\text{♩} = 68$. The time signature is 2/2. The score is divided into two measures. The lyrics are as follows:

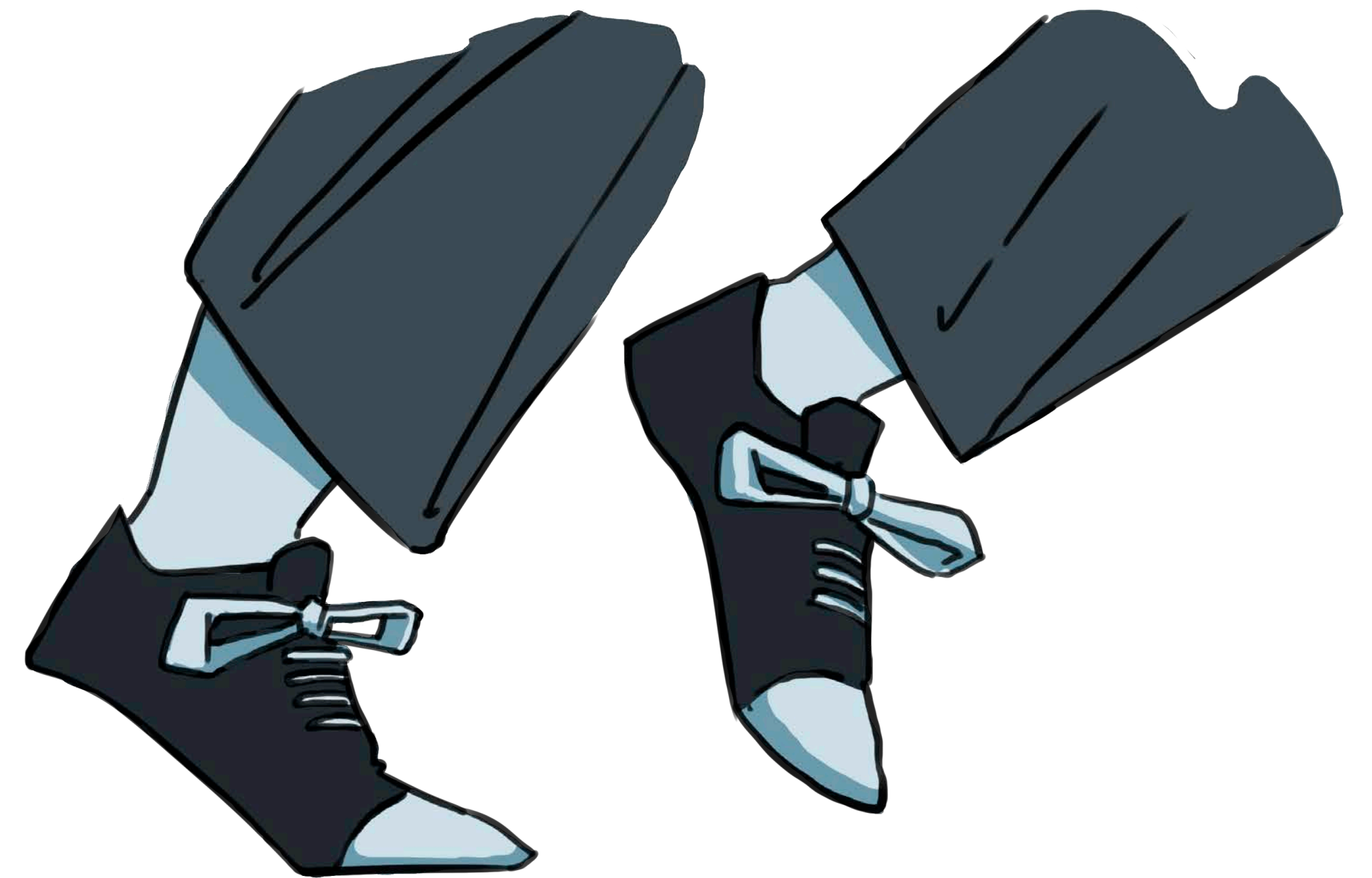
Instrument	Measure 1	Measure 2
Tambor Alegre	Ca - ma - rón mi ca - ma - rón.	Ca - ma - rón mi ca - ma - rón.
Tambora	Ven a bai - lar, a bai - lar	es ta cum - bia.
Tambor Llamador	Del mar, del mar!	Del mar, del mar!
Maraca	sss	sss
Claps		

The rhythms, or ritmo of Cumbia can be notated like this.

Practice speaking each Cumbia rhythm while looking at the notation.

Now it is time to learn to sing and dance (bailar) Cumbia!

Stand up and get ready to move while you watch [this video](#). You may want to pause and review the video as you are learning, or watch the video more than once.



Cumbia Song

Voice

$\text{♩} = 54$



Bai-la la cum-bi-a, go-za la cum-bi-a. Bai-la la cum-bi-a, go-za la cum-bi-a.

The music you heard in the video can be notated like this.

Practice singing while following along with the music.

Practice what you've learned.

[Watch this video](#) of LADAMA performing Cumbia, and dance (bailar) along!



SUMMARY

- A rhythm, or ***ritmo***, is a sound pattern
- The beat, or ***pulso***, is a sound pattern with a strong pulse
- Cumbia is a type of music that brings people in Colombia together
- Cumbia uses drums (***tambores***) to help people sing and dance (***bailar***)

BE CREATIVE

Create your own Cumbia video! Record yourself singing and dancing Cumbia. Ask a friend or family member to join you via an online video platform like Zoom or Google Meet.

Use a [comic strip frame](#) to draw and explain the sequence of Cumbia dance moves.

If you play an instrument, try to play the notated music in this lesson on your instrument

EXPLORE MORE

Further Reading suggestions:

- *Drum Dream Girl*, by Margarita Engle and Rafael López.
- *Biblioburro: A True Story from Colombia*, by Jennette Winter.
- *Feliz New Year* by Ava Gabriela, Alexandra Allesandri, Addy Rivera Sonda.

Further Listening suggestions:

- Los Gaiteros de San Jacinto
- Pedro Ramayá Beltrán
- Lucho Bermúdez
- Ondatrópica

CONNECT

Share it with us! Either you or an adult in your life can share your work with TeachRock on **Instagram** or **Facebook**, email to **info@teachrock.org**, tweet it to **@TeachRock**, or make an Instagram post and tag us **@teachrock.org**